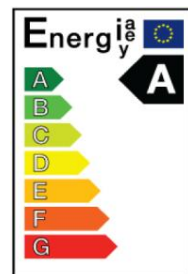


**SAMSUNG ELECTRONICS LED Lamp** MR16 / 5W / GU 5.3 / 25° / 2700K

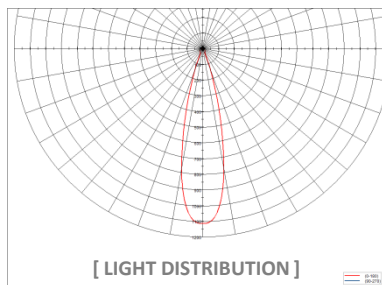
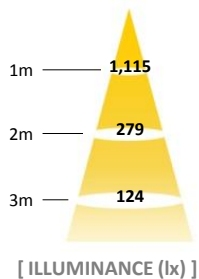
■ Product



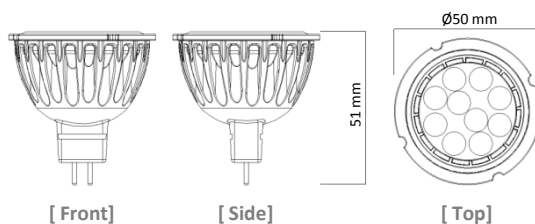
|                       |                                |
|-----------------------|--------------------------------|
| Maker                 | Samsung Electronics            |
| -                     | -                              |
| Model Code / EAN Code | SI-M8W06SAB0EU / 8806085166837 |
| Voltage               | AC/DC 12V                      |
| Power Consumption     | 5W                             |
| Type of Lamp          | LED lamp without ballast       |
| Lamp Socket holder    | GU 5.3                         |



■ Lighting Data



■ Dimensional drawing



■ Specifications

|                      |          |                            |                      |
|----------------------|----------|----------------------------|----------------------|
| Type                 | MR16     | Beam angle (°)             | 25                   |
| Equivalent to (W)    | 35       | Operating temperature (°C) | -20~+40              |
| Wattage (W)          | 5        | Average lifetime (hrs)     | 15,000 (15.2 years*) |
| Lumen output (lm)    | 310      | Color description          | Warm White           |
| Lamp efficacy (lm/W) | 62       | Color temperature (K)      | 2725±145             |
| Voltage (V)          | AC/DC 12 | Color rendering index (Ra) | 80                   |
| Frequency (Hz)       | 50/60    | Diameter (mm)              | 50                   |
| Input current (mA)   | 625      | Overall length (mm)        | 51                   |
| Power factor         | 0.65     | Dimmable                   | No                   |
| CBCP (cd)            | 1,090    | Weight (g)                 | 40                   |
| On/Off cycles        | 50,000   | Certification              | CE                   |

※ Specifications are subject to change without notice. \*years : Average usage of 2.7hrs per Day

■ Application

- Hotels, Restaurants, Shops, Museums, Exhibitions, Bars, Cafés (Suitable for accent lighting)

■ Packaging Details

| Packaging Type(Std.Pkg.Q'ty) | Single Box (1pc) | Middle Box (6pc/box) | Outer carton (24pc/box) |
|------------------------------|------------------|----------------------|-------------------------|
| Dimensions ( L×W×H )         | 70mm×55mm×91mm   | 180mm×81mm×192mm     | 357mm×192mm×203mm       |
| Gross Weight (g)             | 64               | 470                  | 2,300                   |

■ Customer Benefits

- 35W equivalent light levels and distribution by using standard (ANSI) base/socket and form factors
- 86% less energy consumption compared to traditional lamps
- more than 15,000 hours average operating life (7.5 times longer than halogen lamps)
- contains no mercury or hazardous materials (RoHS Compliant) / • emits no UV or IR radiation
- compatible with an extensive range of transformers (\*recommended ballast list)

# SAMSUNG ELECTRONICS LED Lamp

MR16\_5.0W

## ■ MR16\_5.0W (35W Equivalent)



| Product Code   | EAN Code      | Specification                      |
|----------------|---------------|------------------------------------|
| SI-M8W06SAB0EU | 8806085166837 | 310lm / 5.0W / 25D / 2700K / GU5.3 |
| SI-M8W06SAD0EU | 8806085166790 | 310lm / 5.0W / 40D / 2700K / GU5.3 |

## ■ Transformer Compatibility

| Region | No | Manufacture                        | Power rating (W) | Operation voltage (V) | Frequency(Hz) |
|--------|----|------------------------------------|------------------|-----------------------|---------------|
| EUR    | 1  | OSRAM/ET-Z 60 220-240V             | 20~60            | 220~240               | 50/60         |
| EUR    | 2  | OSRAM/HALOTRONIC HTM 70/ 230-240V  | 20~70            | 230~240               | 50/60         |
| EUR    | 3  | OSRAM/HALOTRONIC HTM 105/ 230-240V | 35~105           | 230~240               | 50/60         |
| EUR    | 4  | OSRAM/ET-PARROT 105 220-240V       | 35~105           | 220~240               | 50/60         |
| EUR    | 5  | PHILIPS Primaline 105 230-240V     | 50~105           | 230~240               | 50/60         |
| EUR    | 6  | TRIDONIC.ATOO/TMDD 105             | 50~105           | 230~240               | 50/60         |
| EUR    | 7  | HATCH/ RS 12-80BF-277 277V 50/60Hz | 80               | 277                   | 50/60         |
| EUR    | 8  | ABB 50-230/12 KXG                  | 50               | 230                   | 50/60         |
| EUR    | 9  | HEP TB60M 230 10-60W               | 10~60            | 230                   | 50/60         |
| EUR    | 10 | Conrad 574222 10-60W 50-60Hz       | 10~60            | 220~240               | 50/60         |
| EUR    | 11 | Conrad 574223 10-60W 50-60Hz       | 10~60            | 220~240               | 50/60         |
| EUR    | 12 | PHILIPS_ET-E 60                    | 20~60            | 220~240               | 50/60         |